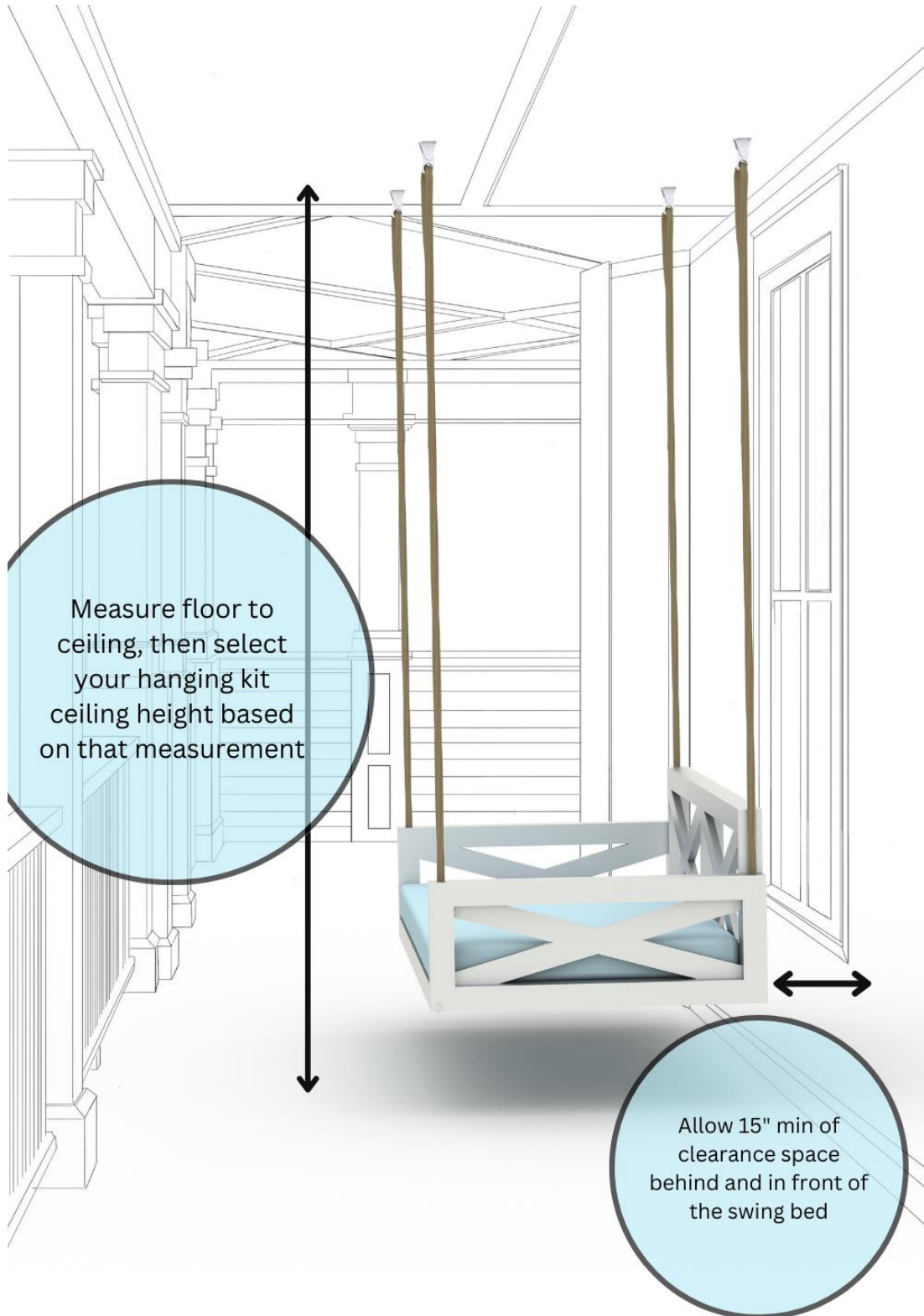




Haven & Harmony™
SWING BED COMPANY

SWING BED FIT GUIDE



Is your question “Which swing bed will fit my space?”

If are buying a swing bed for the first time and are limited on your porch, patio or pergola, our Swing Bed Fit Guide will help you determine what size swing bed your need for a perfect fit. Much of the time it is personal preference, but a few measurements taken will help you feel more confident with your purchase and installation.

Note: We strongly recommend hiring a professional contractor to perform your swung installation. It is crucial to make sure the swing is properly secured to avoid potential injuries and damage.

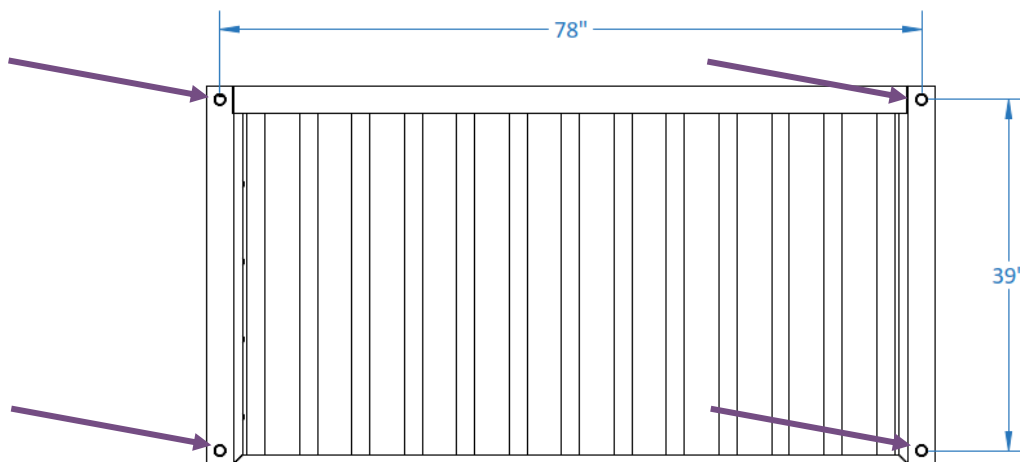
Find further information on our [Policies](#) page.

Step 1 – Determining the ceiling joist location.

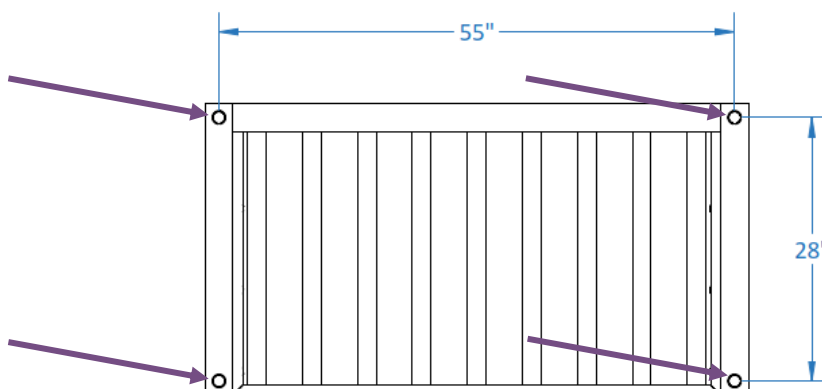
The swing direction of your frame should be based on the direction of your structural ceiling joists. We recommend that your hanging mechanism or hardware should be attached or installed directly into the ceiling joists or concrete ceiling structure.

Our swing beds are designed with **4 HANGING POINTS** of contact for twin size and crib size.

- TWIN



- CRIB

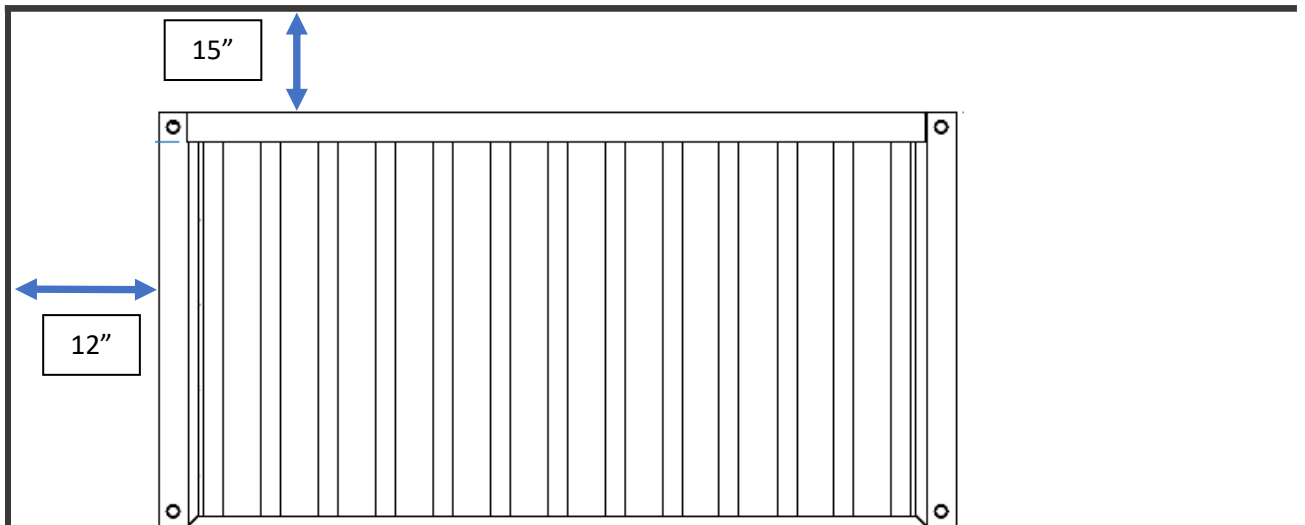


Step 2 – Determine whether you have the space for Twin or Crib size.

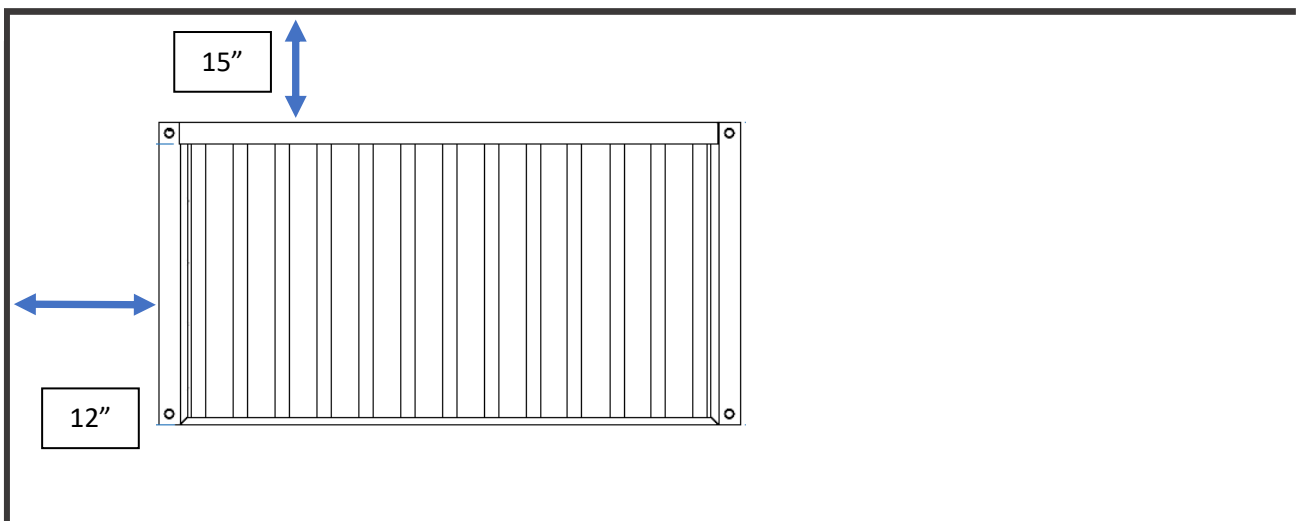
Space recommendations:

- Allow approximately 15” – 18” for the front of the swing
- Allow approximately 15” – 18” for the back of the swing
- Allow approximately 12” for each side of the swing

Overall space recommendations for **Twin** size: Approximately 105” wide x 78” deep



Overall space recommendations for **Crib** size: Approximately 82” wide x 67” deep



Step 3 – Determine the Hanging Kit size to order.

Measure from the floor (or ground) to the ceiling and then order the corresponding Hanging Kit height.

- Our chain kits are cut to the length ordered so if you need a little extra, simply order the next size up in length. This extra will help with making adjustments during installation.
- Our rope kits come 12" longer to provide the needed rope for making the hanging knot at the bottom of the swing.

